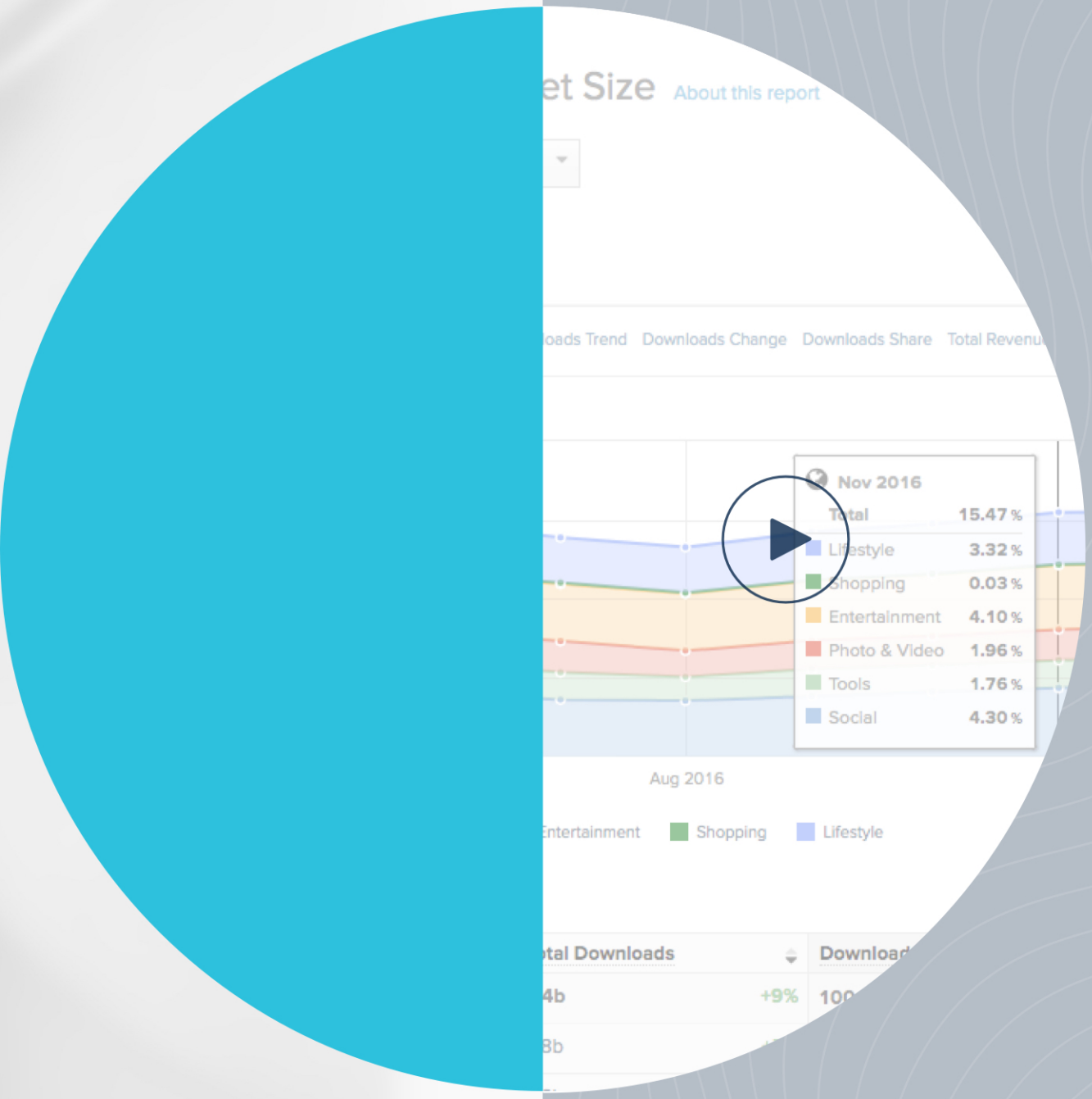
et Size
About this report
oads Trend
Downloads Change
Downloads Share
Total Revenu
Nov 2016
Total 15.47 %
Lifestyle 3.32 %
Shopping 0.03 %
Entertainment 4.10 %
Photo & Video 1.96 %
Tools 1.76 %
Social 4.30 %
Aug 2016
ntertainment
Shopping
Lifestyle
tal Downloads
Download
4b
+9%
100
3b

Achieve success through apps

See how to grow your business with the leader in app market data and analytics

GET STARTED

Confidently navigate the app economy

App Annie Intelligence

See how apps and markets are performing across specific countries, platforms and key metrics, from downloads to retention.

LEARN MORE

App Annie Connect

See how apps and markets are performing across specific countries, platforms and key metrics, from downloads to retention.

LEARN MORE

Accelerate success for your app business

App Annie delivers trusted data and insights that can help guide your decision-making ?across key stages of your app business.

DISCOVER

Gain valuable competitive and market insights across app downloads, revenue, usage, engagement, and advertising metrics.

STRATEGIZE

Drive your business forward by identifying the right partners, determining the best markets for expansion and more.

ACQUIRE

Boost organic and paid mobile user acquisition results by enhancing your app store optimization and maximizing advertising spend.

ENGAGE

Drive user engagement, increase retention and effectively target your audience by better understanding their interests and behavior.

MONETIZE

Understand how top apps monetize, then leverage their best practices to maximize revenue.

Our platform delivers the insights you need to stay ahead of the competition

Learn more about the App Annie Platform

FREE PREMIUM

APP ANNIE INTELLIGENCE

Find new customers, uncover new markets and optimize spend with industry-leading app market data.

Learn more about Intelligence

FREE

APP ANNIE CONNECT

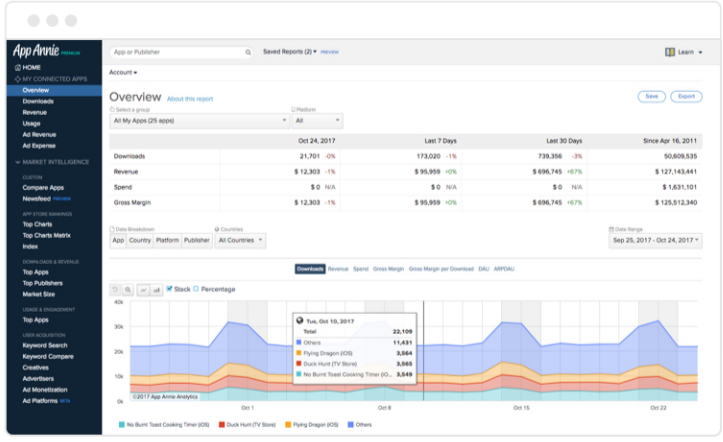

Analyze app store, advertising and in-app usage data to make more informed decisions for your app.

Learn more about Connect

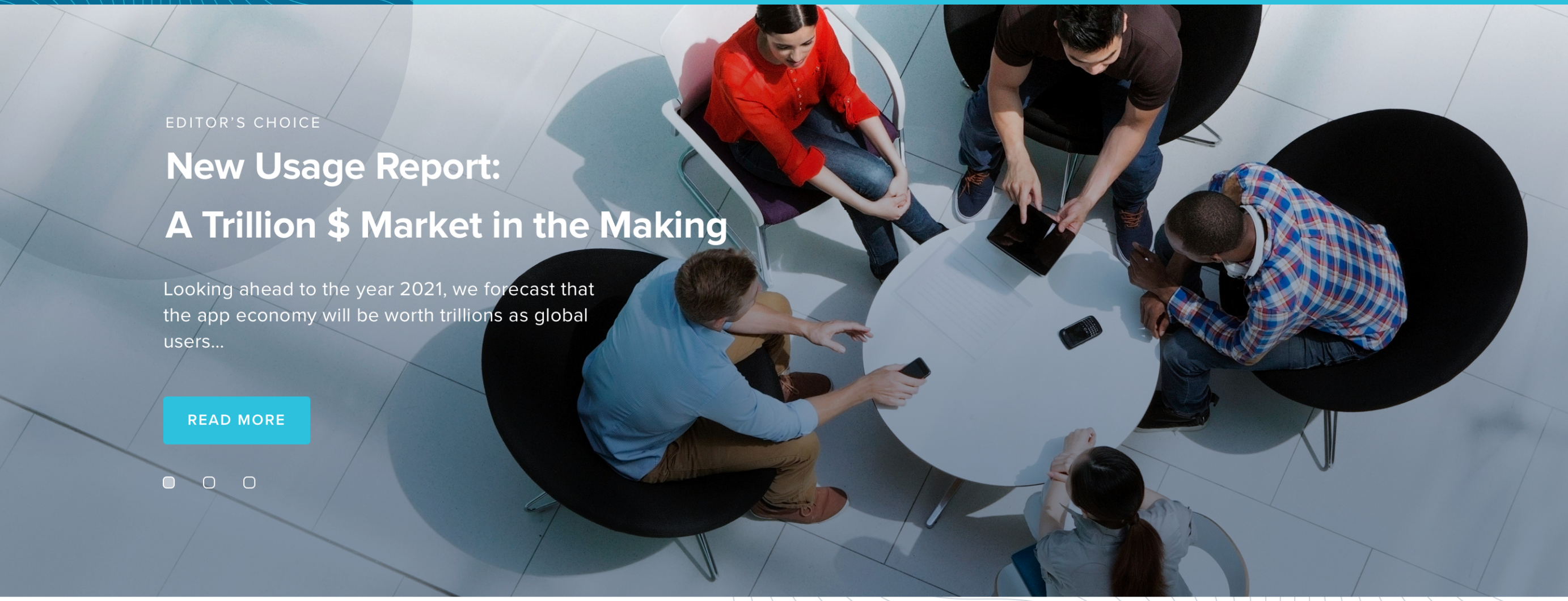

EDITOR'S CHOICE

New Usage Report: A Trillion $ Market in the Making

Looking ahead to the year 2021, we forecast that the app economy will be worth trillions as global users...

READ MORE

Access the insights you need to drive your app business — anywhere, anytime, for free.

Download our mobile app to track the performance of your app and monitor your competitors.

Download on the App Store

GET IT ON Google Play

9:41 AM
Oct 3, 2016 - Oct 9, 2016
App Annie
7d
30d
90d
1y
all
32,756
AVG DAU
43,189
DOWNLOADS
$ 48,213
REVENUE
Estimated Breakdowns
iPhone, United States

Sample Title Downloadable Content

Find new customers, uncover new markets and optimize spend with industry-leading app market data.

Download File Now

Find new customers, uncover new markets and optimize spend with industry-leading app market data.

Download File Now

1865,000+	90%	101+ Billion	$33+ Billion
Apps Using Analytics	Top 100 Publishers	Downloads Tracked	Revenues Tracked

Supporting our customers worldwide

94 of the top 100 publishers worldwide trust App Annie to inform their app strategies

VIEW CUSTOMER STORIES

CITED IN EARNINGS CALLS AND IPO FILINGS

Tencent 腾讯 · EA · king · GAMELOFT · SoftBank

INDUSTRY-LEADING CUSTOMERS

Google · DreamWorks · UNITED · amazon.com · ORBITZ

TARGET · IBM · LEGO · SAMSUNG · BBC · tripadvisor

fitbit · AIRFRANCE · hp · Coca-Cola · BARCLAYS

App Annie

LANGUAGES
English
Francais
Deutsch
日本語
한국어
中文(简体)
Русский

APP ANNIE
Customers
Academy
Pricing
Privacy

ABOUT
Company
Careers
Press
Leadership
Partnerships
Press
Contact

SERVICES
Market Data
Intelligence Suite
Store Stats
Insights
Security
Support

2018 App Annie | All Rights Reserved